



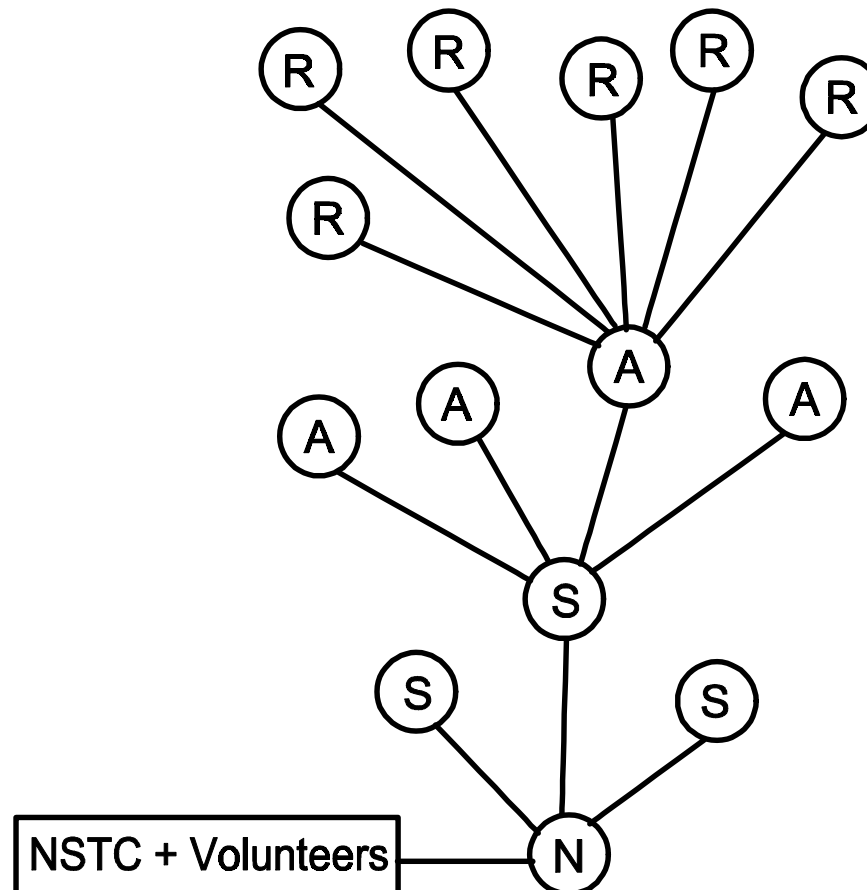
Regional Referee Course 1999

Teaching Plan Visuals



AYSO Organization

- Region
- Area
- Section
- National





AYSO Philosophy

- Everyone Plays
- Balanced Teams
- Open Registration
- Positive Coaching
- Good Sportsmanship

Understanding U10 Players

Physical/Gross Motor Development



- Participates enthusiastically
- Likes all sports
- Will practice new skills

Understanding U10 Players

Social/Emotional Development



- Has fears
- Blames others for mistakes
- Needs reinforcement
- Likes to be helper
- Hurts feelings
- May worry about about not being liked

Understanding U10 Players

Cognitive/Thought Development



- Understands cause and effect
- Likes putting on a show

Understanding U10 Players

General Development



- Willing to join in moderate strategy games
- Achieves skills in non-competitive games
- Wants to do lots of activities

Introduction Test

Fill in the blanks.

1. The _____merican _____ outh _____ccer _____rganization stresses youth development. The kids come first.

Remember, AYSO emphasizes five principles.

Everyone Plays Positive Coaching
Balanced Teams Good Sportsmanship
Open Registration

Circle the best response(s) for AYSO participants.


2. The players are on the field ready to start the second half. The referee notices that player #2 is sitting on the bench, but she has not yet played in this game. The referee should
 - a. let the match continue.
 - b. remind the coach that everyone plays one-half of every game.
3. The score in a match is 6 to 0. The referee should
 - a. do nothing.
 - b. ask the coach if he can do something to keep the score from getting more lopsided.
4. Which situation(s) below teaches children to value good sportsmanship?
 - a. Parents applaud when a player helps an opponent off the ground.
 - b. The coach of the red team tells a red player to let an opponent throw the ball in. It is the opponent's throw, and the new referee has not made a decision.
 - c. The referee blows the whistle by mistake. The referee says, "My mistake." and restarts the game correctly.
 - d. All of the above

Bonus:

Our local soccer organization is AYSO Region #_____. We are part of a national, non-profit organization that is run predominantly by volunteers. When we cannot find the answer to our questions from the region, area or section volunteer staff, we can always call the National Support and Training Center (888-872-2976 = 888-USA-AYSO) for help.

Pregame Duties

- Arrive early
- Give assistant referees tasks
- Inspect field, ball, players
- Talk BRIEFLY to players
- Conduct coin toss



Players' Equipment

Law 4

1.a. Basic compulsory equipment - jersey or shirt, shorts, stockings, shinguards, and footwear.

1.b. A player shall not wear anything which is dangerous to another player (or to themselves).

2. Shinguards must be covered by the stockings, made of a suitable material....

3. The goalkeeper shall wear colours which distinguish him from the other players and from the referee.



Problems

- 1.
- 2.
- 3.
- 4.
- 5.
- 6.
- 7.
- 8.
- 9.



The Field

- Rectangular
- Marked lines, areas and equipment
- Lines are part of the area
- Goals and corner flags

SAFE

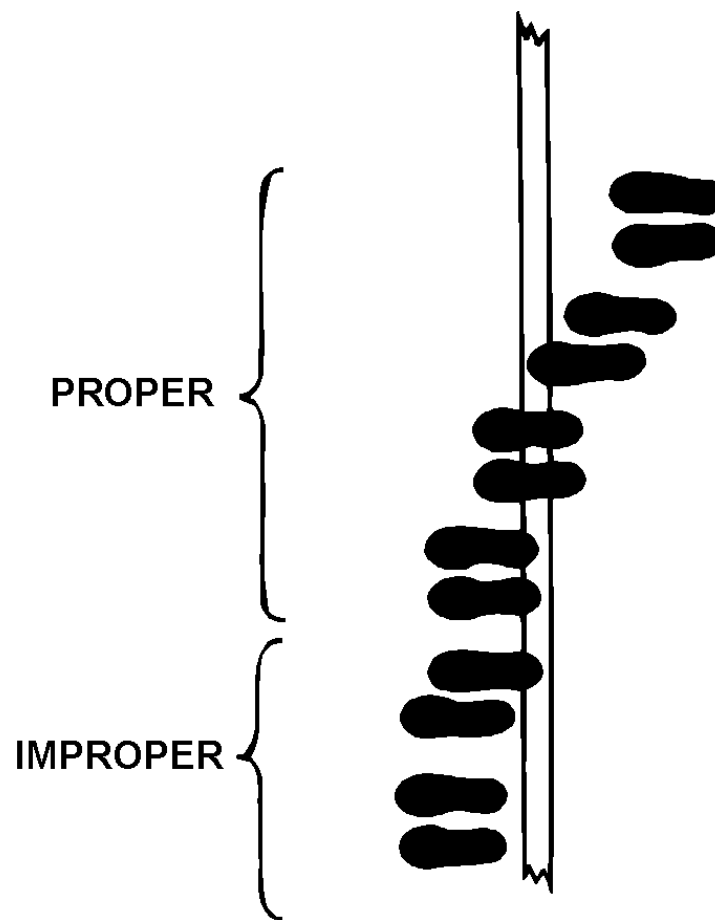


Kick Off Procedure

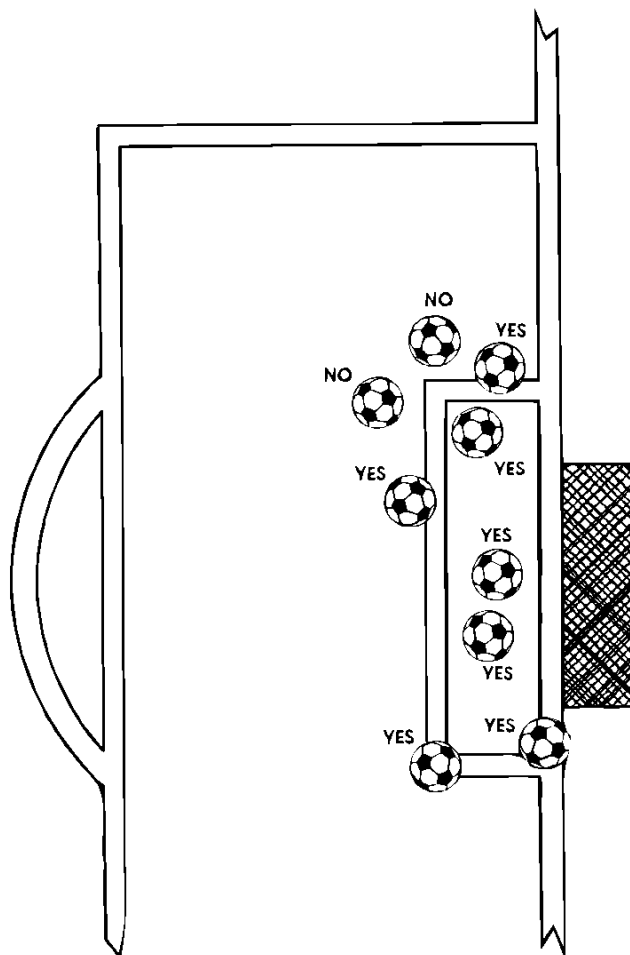
- own half
- opponents ten yards
- ball stationary
- referee signal
- in play when kicked and moves forward

- retake if not taken correctly

Throw-in Feet Placement



Goal Kick Ball Placement





Corner Kick

- ball in corner area
- opponents 10 yards
- flagpost not moved
- ball in play - kicked and moves
- goal against opponent direct from kick

- second touch by kicker before others is infringement - IFK other team

Getting Match Started - Quiz

The Mother of All Quizzes for The Officials of All Times

Law 1:

1. Soccer fields must be _____ for players.
2. Once the officials inspect the field and correct dangers, a referee will cancel a game and not let children play if the field markings are not correct. T F

Law 2:

3. Soccer balls can hurt if they have too much or too little air. T F

Law 8:

4. On a coin toss, everyone wins. The team that wins the toss chooses the end of the field to attack and the other team wins the first kick-off. T F
5. At a kick-off, the kicker may play the ball twice before anyone else touches it. T F
6. If a player kicks the ball backward on a kick-off, what does the referee do?
 - a. Give the other team a free kick
 - b. Retake the kick-off
7. When dropping the ball, the referee should hold it at waist height. Whose waist?
 - a. The players'
 - b. The referee's

Law 9:

8. The ball is in play and rolls down the touch line. The ball is still in play. T F
9. A player steps off the field to kick the ball that is sitting on the touch line. Play is stopped. T F

Law 10:

10. A ball rolls slowly toward the goal and stops before completely crossing the goal line.
 - a. Say, "Keep playing! It didn't go all the way into the goal."
 - b. Say, "No goal!" Restart with a goal kick.
 - c. Say nothing. The coaches and parents will tell the kids what to do.

Laws 15, 16, and 17: Match items in column A with those in column B.

Column A

11. attacker plays ball over goal line (no score)
12. red team last touches ball which goes over touch line
13. player who takes restart touches the ball a second time before it has been touched by another player
14. defender plays ball over goal line (score)
15. defender plays ball over goal line (no score)

Column B

- a. throw-in blue
- b. kick-off
- c. goal kick
- d. corner kick
- e. indirect free kick to opponents

Answers: 1. safe, 2. F, 3 T, 4. T, 5. F, 6. b, 7. a, 8. T, 9. F, 10. a, 11. c, 12. a,
13. e, 14. b, 15. d

Assistant Referee Guide

ASSISTANT REFEREE SELF-ASSESSMENT FORM

Answer each question as accurately as possible, then total your points. Try to improve your score each time.

- | | 5 | 4 | 3 | 2 | 1 | |
|---|--------|-------|------|--------|-------|-------|
| 1. I reported to the referee at least fifteen minutes before the game. | Yes | | | | No | _____ |
| 2. I helped the referee with pregame duties. | Yes | | | | No | _____ |
| 3. I counted the number of players of the team on my half at the start of both halves and after substitutions. | Always | Often | Half | Seldom | Never | _____ |
| 4. I signaled ball out of play and direction of throw-in distinctly and correctly. | Always | Often | Half | Seldom | Never | _____ |
| 5. I watched players' feet on throw-ins. | Always | Often | Half | Seldom | Never | _____ |
| 6. I signaled goal kicks and corner kicks distinctly and correctly. | Always | Often | Half | Seldom | Never | _____ |
| 7. I stayed with the next-to-last defender, except when instructed not to. | Always | Often | Half | Seldom | Never | _____ |
| 8. I properly flagged offside infraction (not position) and stood firm until the danger passed, or my signal was acknowledged by the referee. | Always | Often | Half | Seldom | Never | _____ |
| 9. I carried my flag on the field side. | Always | Often | Half | Seldom | Never | _____ |
| 10. I watched the goal line on corner kicks and penalty kicks. | Always | Often | Half | Seldom | Never | _____ |

Total _____

POINTS: 25 or less Needs Work
 26-35 Getting There
 36-45 Good Job
 46-48 Excellent
 49-50 Unbelievable!